


(1)(a) Statement showing Shareholding Pattern

<b>Name of the Company: A2Z Maintenance &amp; Engineering Services Limited</b>			
<b>Scrip Code: 533292, Name of the scrip: A2ZMES , Class of security: B</b>			
<b>Quarter ended: 31.12.2010</b>			
<b>Partly paid-up shares:-</b>	<b>No. of partly paid-up shares</b>	<b>As a % of total no. of partly paid-up Shares</b>	<b>As a % of total no. of shares of the company</b>
Held by promoter/promoter group	N. A.	N. A.	N. A.
Held by public	N. A.	N. A.	N. A.
<b>Total</b>	<b>N. A.</b>	<b>N. A.</b>	<b>N. A.</b>
<b>Outstanding convertible securities:-</b>	<b>No. of outstanding securities</b>	<b>As a % of total no. of outstanding convertible securities</b>	<b>As a % of total no. of shares of the company, assuming full conversion of the convertible securities</b>
Held by promoter/promoter group	N. A.	N. A.	N. A.
Held by public	N. A.	N. A.	N. A.
<b>Total</b>	<b>N. A.</b>	<b>N. A.</b>	<b>N. A.</b>
<b>Warrants:-</b>	<b>No. of warrants</b>	<b>As a % of total no. of warrants</b>	<b>As a % of total no. of shares of the company, assuming full conversion of Warrants</b>
Held by promoter/promoter group	N. A.	N. A.	N. A.
Held by public	N. A.	N. A.	N. A.
<b>Total</b>	<b>N. A.</b>	<b>N. A.</b>	<b>N. A.</b>
<b>Total paid-up capital of the company, assuming full conversion of warrants and convertible securities</b>	<b>741776940</b>		




Category Code (I)	Category shareholder (II)	Number of shareholders (III)	Total number of shares (IV)	Number of shares held in dematerialized form (V)	Total shareholding as a percentage of total number of shares		Shares pledged or otherwise encumbered	
					As a percentage of (A+B) (VI)	As a percentage of (A+B+C) (VII)	Number of shares (VIII)	As a percentage (IX)=(VIII)/(IV)*100
<b>(A)</b>	<b>Shareholding of Promoter and Promoter Group</b>							
<b>1</b>	<b>Indian</b>							
(a)	Individuals/ Hindu Undivided Family	6	33105640	33095258	44.630	44.630	3655000	11.040
(b)	Central Government/ State Government(s)	-	-	-	-	-	-	-
(c)	Bodies Corporate	-	-	-	-	-	-	-
(d)	Financial Institutions/ Banks	-	-	-	-	-	-	-
(e)	Any other (specify)	-	-	-	-	-	-	-
	<b>Sub - Total (A) (1)</b>	<b>6</b>	<b>33105640</b>	<b>33095258</b>	<b>44.630</b>	<b>44.630</b>	<b>3655000</b>	<b>11.040</b>
<b>2</b>	<b>Foreign</b>							
(a)	Individuals (Non-Resident/ Individuals/Foreign Individuals)	-	-	-	-	-	-	-
(b)	Bodies Corporate	-	-	-	-	-	-	-
(c)	Institutions	-	-	-	-	-	-	-
(d)	Any other (specify)	-	-	-	-	-	-	-
	<b>Sub - Total (A) (2)</b>	<b>-</b>	<b>-</b>	<b>-</b>	<b>-</b>	<b>-</b>	<b>-</b>	<b>-</b>
	<b>Total shareholding of Promoter and Promoter Group (A) = (A) (1) + (A) (2)</b>	<b>6</b>	<b>33105640</b>	<b>33095258</b>	<b>44.630</b>	<b>44.630</b>	<b>3655000</b>	<b>11.040</b>
<b>(B)</b>	<b>Public shareholding</b>						<b>N. A.</b>	<b>N. A.</b>
<b>1</b>	<b>Institutions</b>							
(a)	Mutual Funds/ UTI	3	2115525	2115525	2.852	2.852		
(b)	Financial Institutions/ Banks	-	-	-	-	-		
(c)	Central Government/ State Government(s)	-	-	-	-	-		
(d)	Venture Capital Funds	-	-	-	-	-		
(e)	Insurance Companies	1	365850	365850	0.493	0.493		
(f)	Foreign Institutional Investors	8	3334212	3334212	4.495	4.495		
(g)	Foreign Venture Capital Investors	2	5449627	5449627	7.347	7.347		
(h)	Any other (specify)	-	-	-	-	-		
	<b>Sub - Total (B) (1)</b>	<b>14</b>	<b>11265214</b>	<b>11265214</b>	<b>15.187</b>	<b>15.187</b>		
<b>2</b>	<b>Non-Institutions</b>							
(a)	Bodies Corporate	1139	6250959	6250959	8.427	8.427		
(b)	Individuals -							
	i. Individual shareholders holding nominal share capital up to Rs. 1 Lakh	14201	1636181	1620180	2.207	2.207		
	ii. Individual shareholders holding nominal share capital in excess of Rs. 1 Lakh	34	17441586	17416586	23.513	23.513		
(c)	Any other (specify)							
	(1)NRI	87	84054	84054	0.113	0.113		
	(2)FOREIGN BODY	1	4393085	4393085	5.922	5.922		
	(3) TRUST	2	975	975	0.001	0.001		
	<b>Sub - Total (B) (2)</b>	<b>15464</b>	<b>29806840</b>	<b>29765839</b>	<b>40.183</b>	<b>40.183</b>		
	<b>Total Public Shareholding (B) = (B) (1) + (B) (2)</b>	<b>15478</b>	<b>41072054</b>	<b>41031053</b>	<b>55.370</b>	<b>55.370</b>		
	<b>TOTAL (A) + (B)</b>	<b>15484</b>	<b>74177694</b>	<b>74126311</b>	<b>100.000</b>	<b>100.000</b>		
<b>(C)</b>	<b>Shares held by Custodians and against which Depository Receipts have been issued</b>							
<b>1</b>	<b>Promoter &amp; Promoter Group</b>							
		-	-	-	-	-		
<b>2</b>	<b>Public shareholding</b>							
		-	-	-	-	-		
	<b>GRAND TOTAL (A) + (B) + (C)</b>	<b>15484</b>	<b>74177694</b>	<b>74126311</b>	<b>100.000</b>	<b>100.000</b>		

**I (b) Statement showing shareholding of persons belonging to the category "Promoter and Promoter Group"**

Sr. No.(I)	Name of the shareholder (II)	Total Shares Held		Shares pledged or otherwise encumbered		
		Number (III)	As a % of grand total (A)+(B)+( C) (IV)	Number (V)	As a percentage (VI)=(V) / (III)*100	As a % of grand total (A)+(B)+( C) of sub-clause (I)(a) (VIII)
<b>(A) 1 (a) Individuals/ Hindu Undivided Family</b>						
1	Amit Mittal	28759301	38.771	3655000	12.709	4.927
2	Babita Shivswaroop Gupta	1230155	1.658			
3	Dipali Mittal	1170000	1.577			
4	Priya Goel	10382	0.014			
5	Shivswaroop Gupta (HUF)	1933250	2.606			
6	Shivswaroop Jagmohanlal Gupta	2552	0.003			
<b>Total</b>		<b>33105640</b>	<b>44.630</b>	<b>3655000</b>	<b>12.709</b>	<b>4.927</b>


**I (C) Statement showing shareholding of persons belonging to the category " Public" and holding more than 1% of the total number of shares**

Sr. No.	Name of the shareholder	Number of shares	Shares as a percentage of total number of shares (i.e. Grand Total (A) + (B) + (C) indicated in Statement as Para (I) (a) above)
<b>(B) 1 (a) Mutual Funds</b>			
1	Reliance Capital Trustee Co. Ltd.-Reliance Natural Resources Fund	1125000	1.517
2	Reliance Capital Trustee Co. Ltd.-A/C Reliance Diversified Power Sector Fund	750000	1.011
<b>(B) 1 (f) FII</b>			
1	Elliot and Page Ltd. A/c AIC Advantage Fund	1411490	1.903
2	Elliot and Page Ltd. A/c AIC Advantage Fund II	820920	1.107
<b>(B) 1 (g) FVCI</b>			
1	Beacon India Investors Ltd.	5449627	7.347
<b>(B) 2 (a) Bodies Corporates</b>			
1	Bengal Finance and Investment Pvt. Ltd.	1999995	2.696
2	Reliance Capital Ltd.	1829265	2.466
<b>(B) 2 (b) Individuals</b>			
1	Jhunjunwala Rakesh Radheshyam	12773351	17.220
2	Jhunjunwala Rekha Rakesh	1400000	1.887
<b>(B) 2 (c) Foreign Body</b>			
1	Lexington Equity Holdings Ltd.	4393085	5.922
<b>Total</b>		<b>31952733</b>	<b>43.076</b>




**Statement showing details of locked-in shares**

Sr. No.	Name of the shareholder	Number of locked in shares	Locked in shares as a percentage of total number of shares { i.e, Grand Total(A)+(B)+( C) indicated in Statement at para (l) (a) above}
1	Amit Mittal	26884301	36.24
2	Shivswaroop Gupta HUF	1933250	2.61
3	Babita Shivswaroop Gupta	1230155	1.66
4	Dipali Mittal	1170000	1.58
5	Priya Goel	10382	0.01
6	Shivswaroop Jagmohanlal Gupta	2552	0.00
7	Reliance Capital Trustee Co. Ltd.-Reliance Natural Resources Fund	750000	1.01
8	Reliance Capital Trustee Co. Ltd.-A/C Reliance Diversified Power Sector Fund	375000	0.51
9	Elliot And Page Ltd A/c AIC Advantage Fund	790115	1.07
10	Elliot And Page Ltd A/c AIC Advantage Fund	459885	0.62
11	VCM Mauritius Ltd	360440	0.49
12	Alchemy India Long Term Fund Ltd	227500	0.31
13	Citigroup Global Markets Mauritius Pvt Ltd	175000	0.24
14	Beacon India Investors Ltd	4052532	5.46
15	Beacon India Investors Ltd	238765	0.32
16	Jhunjunwala Rakesh Radheshyam	11773351	15.87
17	Nipa Utpal Sheth	640865	0.86
18	Sushiladevi Purshottam Gupta	187500	0.25
19	Rajiv Agarwal	131250	0.18
20	Manish Gupta	129000	0.17
21	Rajeshkumar Radheshyam Jhunjunwala	125000	0.17
22	Manoj Gupta	117750	0.16
23	Nilesh S Shah	93000	0.13
24	Chetan R Shah	77250	0.10



27	Dalal Niraj Deepak	64500	0.09
26	Ushma Sheth	64500	0.09
27	Vinay Gopalakrishnan Nair	38750	0.05
28	Nirbhay Mahawar	32250	0.04
29	Amit Himatlal Shah	32250	0.04
30	Teena Hemchand Purohit	25750	0.03
31	Jhunhunwala Rekha Rakesh	25000	0.03
32	Rajeev Kumar	18000	0.02
33	S Induja	18000	0.02
34	Gaurav Gupta	15000	0.02
35	Salonee A Sanghvi	12875	0.02
36	Ashok Kumar Saini	12500	0.02
37	Sanjeev Sharma	12500	0.02
38	Rakesh Khetan	7500	0.01
39	Chetan R Shah	7500	0.01
40	Alok Kumar Gupta	5000	0.01
41	Savita Bansal	4500	0.01
42	Vaibhav Seth	3750	0.01
43	Satya Pal Gupta	2500	0.00
44	Subhash Kumar Mehta	2500	0.00
45	Munish Jindal	2500	0.00
46	Anil Soni	2500	0.00
47	R K Mishra	1250	0.00
48	Rama Srinivasan	1250	0.00
49	Geetika Goel	1000	0.00
50	Dalel Singh	1000	0.00
51	Dalip Sharma	1000	0.00
52	Mahesh Chauhan	1000	0.00
53	Shlagha	1000	0.00
54	Anil Kumar Kaushik	500	0.00
55	Alka Gupta	500	0.00
56	Bhupinder Singh	500	0.00
57	Rupesh Sharma	500	0.00
58	S C Joshi	500	0.00
59	Sanjeev Bhardwaj	500	0.00
60	Vineet Kumar Gupta	500	0.00
61	Gaurav Goyal	250	0.00
62	K L Soni	250	0.00
63	Atul Kumar Agarwal	1	0.00
64	Lexington Equity Holdings Ltd	4393085	5.92
<b>Total</b>		<b>56749554</b>	<b>100</b>




(II) (a) Statement showing details of Depository Receipts (DRs)

Sr. No.	Type of outstanding DR (ADRs, GDRs, SDRs etc.)	Number of outstanding DRs	Number of shares underlying outstanding DRs	Shares underlying outstanding DRs as a percentage of total number of shares (i.e. Grand Total (A) + (B) + (C) indicated in Statement at para (I) (a) above)
1	N.A.	N.A.	N.A.	N.A.

II (b) Statement showing holding of depository receipts (DRs) where underlying shares held by promoter / promoter group are in excess of 1% of the total number of shares

Sr. No.	Name of the DR Holder	Type of outstanding DR (ADRs, GDRs, SDRs etc.)	Number of shares underlying outstanding DRs	Shares underlying outstanding DRs as a percentage of total number of shares (i.e. Grand Total (A) + (B) + (C) indicated in Statement at Para (I) (a) above)
	N.A.	N.A.	N.A.	N.A.




**(III) (a) Statement showing the voting pattern of shareholders, if more than one class of shares/securities is issued by the issuer.**

(Give description of voting rights for each class of security.

Class X:  
Class Y:  
Class Z: )

Category code (I)	Category of shareholder (II)	Number of Voting Rights held in each class of securities			Total Voting Rights (III+IV+V) (VI)	Total Voting Rights i.e. (VI)	
		Class X (III)	Class Y (IV)	Class Z (V)		As a percentage of (A+B) (VII)	As a percentage of (A+B+C) (VIII)
(A)	<b>Promoter and Promoter Group</b>	N. A.	N. A.	N. A.	N. A.	N. A.	N. A.
(1)	<b>Indian</b>						
(a)	Individuals/ Hindu Undivided Family						
(b)	Central Government/ State Government(s)						
(c)	Bodies Corporate						
(d)	Financial Institutions/ Banks						
(e)	Any Other (specify)						
	<b>Sub-Total (A)(1)</b>						
(2)	<b>Foreign</b>						
(a)	Individuals (Non-Resident Individuals/ Foreign Individuals)						
(b)	Bodies Corporate						
(c)	Institutions						
(d)	Any Other (specify)						
	<b>Sub-Total (A)(2)</b>						
	<b>Total Shareholding of Promoter and Promoter Group (A)= (A)(1)+(A)(2)</b>						
(B)	<b>Public shareholding</b>	N. A.	N. A.	N. A.	N. A.	N. A.	N. A.
(1)	<b>Institutions</b>						
(a)	Mutual Funds/UTI						





	Financial Institutions/ Banks						
(c)	Central Government/ State Government(s)						
(d)	Venture Capital Funds						
(e)	Insurance Companies						
(f)	Foreign Institutional Investors						
(g)	Foreign Venture Capital Investors						
(h)	Any Other (specify)						
	<b>Sub-Total (B)(1)</b>						
<b>(2)</b>	<b>Non-institutions</b>						
(a)	Bodies Corporate						
(b)	Individuals - i. Individual shareholders holding nominal share capital up to Rs. 1 lakh. ii. Individual shareholders holding nominal share capital in excess of Rs. 1 lakh.						
(c)	Any Other (specify)						
	<b>Sub-Total (B)(2)</b>						
	<b>Total Public Shareholding (B)= (B)(1)+(B)(2)</b>						
	<b>TOTAL (A)+(B)</b>						
<b>(C)</b>	<b>Shares held by Custodians and against which Depository Receipts have been issued</b>	N. A.	N. A.	N. A.	N. A.	N. A.	N. A.
	<b>GRAND TOTAL (A)+(B)+(C)</b>						

**For A2Z Maintenance & Engineering Services Limited**

**(Atul Kumar Agarwal)  
Company Secretary cum Compliance Officer**

