

A2Z INFRA ENGINEERING LTD.

(Previously Known as A2Z Maintenance & Engineering Services Limited)

CIN NO. L74999HR2002PLC034805



REF. No. :- A2ZINFRA/SE/2015-16/166

BY E-FILING/FAX/COURIER

2nd January, 2016

To,

Bombay Stock Exchange Limited
Phiroze Jeejeebhoy Towers
Rotuda Building, Dalal Street,
Mumbai-400 001

Fax-022-22722039

Scrip Code: 533292

To,

National Stock Exchange of India Limited
Listing Department
Exchange Plaza, 5th Floor
Plot No. C/1 G Block, Bandra Kurla Complex, Bandra
(E), Mumbai-400051
Fax- 022-26598237/38

Scrip Code: A2ZMES

Subject- Shareholding pattern pursuant to Clause 31 (1) (c) of the of SEBI Listing Obligations and Disclosure Requirements 2015, as on 25th December, 2015

Dear Sir(s),

This is to inform you that the Board of Directors of A2Z INFRA ENGINEERING LTD. (Formerly known as A2Z Maintenance & Engineering Services Ltd.) ("the Company") in their Board Meeting duly held on 20th November, 2015, have allotted 46,00,000 Equity Shares of Rs. 10/- each on the Conversion of the warrants to other than promoter and promoter group. These securities have been credited by NSDL & CDSL into allottees' DEMAT account on December, 23, 2015.

As required under Clause 31(1)(c) of the SEBI Listing Obligations and Disclosure Requirements 2015, "the Company is required to file its revised shareholding pattern within 10 days of any capital restructuring of the Company resulting in a change exceeding +/-2% of the total paid-up share capital".


Therefore, we are filing herewith the revised Shareholding Pattern of the Company as on 25th December, 2015 for your good reference.

You are requested to kindly take the same on your record.

Thanking you

Yours truly

FOR A2Z INFRA ENGINEERING LTD.
(Formerly known as A2Z Maintenance & Engineering Services Limited)


(Atul Kumar Agarwal)
Company Secretary
FCS-6453



Add: - Plot No. B-38, Institutional Area, Sector-32, Gurgaon-122001, Haryana
Encl: As above

Regd Office : 0-116, First Floor, Shopping Mall, Arjun Marg, DLF City, Phase - 1, Gurgaon-122002, Haryana (INDIA)

Corporate Office : Plot No. B-38, Sector 32, Institutional Area, Gurgaon - 122001, Haryana (INDIA), Tel : 0124-4517600, Fax: 0124-4380014

Website: www.a2zgroup.co.in, E-mail : info@a2zemail.com

Annexure - I**Format of holding of specified securities**

1. Name of Listed Entity: A2Z INFRA ENGINEERING LIMITED
2. Scrip Code/Name of Scrip/Class of Security : 533292/A2ZINFRA/ B
3. Share Holding Pattern Filed under: Reg. 31(1)(a)/Reg. 31(1)(b)/Reg.31(1)(c)
 - a. If under 31(1)(b) then indicate the report for Quarter ending
 - b. If under 31(1)(c) then indicate date of allotment/extinguishment

Shareholding Pattern under reg. 31(1)(c) as on 25/12/2015 (Post Allotment)

4. Declaration: The Listed entity is required to submit the following declaration to the extent of submission of information:-

		Promoter & Promoter Group	Public	Non Promoter Non Public
Sr.No.	Particulars	Yes/No	Yes/No	Yes/No
1	Whether the Listed Entity has issued any partly paid up shares?	No	No	No
2	Whether the Listed Entity has issued any Convertible Securities or Warrants?	No	Yes	No
3	Whether the Listed Entity has any shares against which depository receipts are issued?	No	No	No
4	Whether the Listed Entity has any shares in locked-in?	Yes	Yes	No
5	Whether any shares held by promoters are pledge or otherwise encumbered?	Yes	NA	NA
6	Whether the Listed Entity has issued any Differential Voting Rights?	No	No	No

5. The tabular format for disclosure of holding of specified securities is as follows:-



Table I - Summary Statement holding of specified securities

(i) Category	(ii) Category of shareholder	Nos. of shares (iii)	No. of fully paid up equity shares held (iv)	Partly paid-up equity shares held (v)	No. of shares underlying Depository Receipts (vi)	Total nos. shares held (vii) = (iv)+(v)+(vi)	Shareholding as a % of total no. of shares (calculated as per SCRR, 1957) (viii) As a % of (A+B+C2)	Number of Voting Rights held in each class of securities (ix)			Total as a % of (A+B+C)	No. of Shares Underlying Outstanding convertible securities (including Warrants) (x)	Shareholding as a % assuming full conversion of convertible securities (as a percentage of diluted share capital) (xi) = (vii)+(x) As a % of (A+B+C2)	Number of Locked in shares (xii)		Number of Shares pledged or otherwise encumbered (xiii)		Number of dematerialized equity shares held in form (xiv)
								Class s eg: X	Class s eg: Y	Total				No. (a)	As a % of total Shares held (b)	No. (a)	As a % of total Shares held (b)	
(A)	Promoter & Promoter Group	7	65889640	0	0	65889640	53.54	65889640	0	65889640	53.54	0	46.02	49402301	40.14	62713307	50.96	65889640
(B)	Public	25220	57176054	0	0	57176054	46.46	57176054	0	57176054	46.46	20095780	53.98	13090454	10.64	NA	NA	57168557
(C)	Non Promoter- Non Public	0	0	0	0	0	0	0	0	0	0	0	0	0	0	NA	NA	0
(C1)	Shares underlying DRs	0	0	0	0	0	0	0	0	0	0	0	0	0	0	NA	NA	0
(C2)	Shares held by Employee Trusts	0	0	0	0	0	0	0	0	0	0	0	0	0	0	NA	NA	0
	Total	25227	123065694	0	0	123065694	100.00	123065694	0	123065694	100.00	20095780	100.00	62492755	50.78	62713307	50.96	123058197



Table II - Statement showing shareholding pattern of the Promoter and Promoter Group

(1)	Category & Name of the Shareholders (i)	PAN (ii)	No. of shares held (iii)	No. of fully paid up equity shares held (iv)	Partly paid-up equity shares held (v)	Nos. of shares underlying Depository Receipts (vi)	Total nos. shares held (VII = IV+V+VI)	Shareholding % calculated as per SCRR, 1957 As a % of (A+B+C2) (VIII)	Number of Voting Rights held in each class of securities (IX)			Total as a % of Total Voting rights	No. of Shares Underlying convertible securities (including Warrants) (X)	Shareholding, as a % assuming full conversion of convertible securities (as a percentage of diluted share capital) (XI) = (VII)+(X) as a % of A+B+C2	Number of Locked in shares (XII)		Number of Shares pledged or otherwise encumbered/(XIII)	As a % of total Shares held (b)	Number of equity shares held in dematerialized form (XIV)	
									Class X	Class Y	Total				No. (a)	As a % of total Shares held (b)				
(1)	Indian																			
(a)	Individuals/Hindu undivided Family																			
	Amit Mittal	ACWPK6478J	1	39057301	0	0	39057301	31.74	39057301	0	39057301	31.74	0	27.28	27202301	22.10	39057301	22.10	39057301	
	Babita Shivswaroop Gupta	AEEP3379G	1	1230155	0	0	1230155	1.00	1230155	0	1230155	1.00	0	0.86	0	0	0	0	1230155	
	Dipali Mittal	AGCPM3667K	1	1170000	0	0	1170000	0.95	1170000	0	1170000	0.95	0	0.82	0	0	1170000	0.95	1170000	
	Priya Goel	AYIPG5195L	1	10382	0	0	10382	0.01	10382	0	10382	0.01	0	0.01	0	0	0	0	10382	
	Shivswaroop Gupta (HUF)	AAGHS0370H	1	1935802	0	0	1935802	1.57	1935802	0	1935802	1.57	0	1.35	0	0	0	0	1935802	
(b)	Central Government/ State Government(s)		0	0	0	0	0	0	0	0	0	0	0	0	0	0	0	0	0	0
(c)	Financial Institutions/ Banks		0	0	0	0	0	0	0	0	0	0	0	0	0	0	0	0	0	0
(d)	Any Other (specify)		0	0	0	0	0	0	0	0	0	0	0	0	0	0	0	0	0	0
	Devdhar Trading and Consultants Pvt. Ltd.	AADCD7533P	1	286000	0	0	286000	0.23	286000	0	286000	0.23	0	0.20	0	0	286000	0.23	286000	
	Mesitic Consultants private Limited	AAGCM6208K	1	22200000	0	0	22200000	18.04	22200000	0	22200000	18.04	0	15.51	22200000	18.04	22200000	18.04	22200000	
(2)	Sub-Total (A)(1)		7	65889640	0	0	65889640	53.54	65889640	0	65889640	53.54	0	46.02	49402301	40.14	62713301	41.33	65889640	
(a)	Individuals (Non- Resident Individuals/ Foreign Individuals)		0	0	0	0	0	0	0	0	0	0	0	0	0	0	0	0	0	0
(b)	Government		0	0	0	0	0	0	0	0	0	0	0	0	0	0	0	0	0	0
(c)	Institutions		0	0	0	0	0	0	0	0	0	0	0	0	0	0	0	0	0	0
(d)	Foreign Portfolio Investor		0	0	0	0	0	0	0	0	0	0	0	0	0	0	0	0	0	0
(f)	Any Other (specify)		0	0	0	0	0	0	0	0	0	0	0	0	0	0	0	0	0	0
	Sub-Total (A)(2)		0	0	0	0	0	0	0	0	0	0	0	0	0	0	0	0	0	0
	Total Shareholding of Promoter and Promoter Group (A)= (A)(1)+(A)(2)		7	65889640	0	0	65889640	53.54	65889640	0	65889640	53.54	0	46.02	49402301	40.14	62713301	41.33	65889640	





Table III - Statement showing shareholding pattern of the Public shareholder

Category & Name of the Shareholders (i)	PAN (ii)	Nos. of shareholder (iii)	No. of fully paid up equity shares held (iv)	Partly paid-up equity shares held (v)	Nos. of shares underlying Depository Receipts (vi)	Total nos. shares held VII = IV+V+VI	Shareholding % calculated as per SCRR, 1957 As a % of (A+B+C2) VIII	Number of Voting Rights held in each class of securities (ix)			Total as a % of Total Voting rights	No. of Shares Underlying convertible securities (including Warrants) (x)	Total shareholding as a % assuming full conversion of convertible securities (as a percentage of diluted share capital) (xi)	Number of Locked in shares (xii)	
								Class X	Class Y	Total				No. (a)	As a % of total Shares held (b)
(1) Institutions															
(a) Mutual Funds/		0	0	0	0	0	0	0	0	0	0	0	0	0	0
(b) Venture Capital Funds		0	0	0	0	0	0	0	0	0	0	0	0	0	0
(c) Alternate Investment Funds		0	0	0	0	0	0	0	0	0	0	0	0	0	0
(d) Foreign Venture Capital Investors		1	5449627	0	0	5449627	4.43	0	0	5449627	4.43	0	3.81	0	0
(e) Foreign Portfolio Investors		0	0	0	0	0	0	0	0	0	0	0	0	0	0
(f) Financial Institutions/ Banks		4	8281232	0	0	8281232	6.73	0	0	8281232	6.73	0	5.78	8100000	6.58
(g) Insurance Companies		0	0	0	0	0	0	0	0	0	0	0	0	0	0
(h) Provident Funds/ Pension Funds		0	0	0	0	0	0	0	0	0	0	0	0	0	0
(i) Any Other (Specify)		0	0	0	0	0	0	0	0	0	0	0	0	0	0
	Foreign Institutional Investors	1	1200317	0	0	1200317	0.98	0	0	1200317	0.98	0	0.84	0	0
	Sub-Total (B)(1)	6	14931176	0	0	14931176	12.14	0	0	14931176	12.14	0	10.43	8100000	6.58
(2) Central Government/ State Government(s)/ President of India		0	0	0	0	0	0	0	0	0	0	0	0	0	0
	Sub-Total (B)(2)	6	14931176	0	0	14931176	12.14	0	0	14931176	12.14	0	10.43	8100000	6.58
(3) Non-institutions															
(a) Individuals -															
i. Individual shareholders holding nominal share capital up to Rs. 2 lakhs.		24139	15064433	0	0	15064433	12.24	0	0	15064433	12.24	0	10.52	5000	0.00
ii. Individual shareholders holding nominal share capital in excess of Rs. 2 lakhs.		127	13512393	0	0	13512393	10.98	0	0	13512393	10.98	0	9.44	4985454	4.05
(b) NBFCs registered with RBI		0	0	0	0	0	0	0	0	0	0	0	0	0	0
(c) Employee Trusts		0	0	0	0	0	0	0	0	0	0	0	0	0	0
(d) Overseas Depositors (holding DRs) (balancing figure)		0	0	0	0	0	0	0	0	0	0	0	0	0	0
(e) Any Other (specify)															
	Non Resident Indian	215	1961299	0	0	1961299	1.59	0	0	1961299	1.59	0	1.37	0	0
	Bodies Corporate	733	11706753	0	0	11706753	9.51	0	0	11706753	9.51	0	8.18	0	0
	Sub-Total (B)(3)	25214	42244878	0	0	42244878	34.32	0	0	42244878	34.32	0	29.51	0	0
	Total Public Shareholding (B)= (B)(1)+(B)(2)+(B)(3)	25220	57176054	0	0	57176054	46.46	0	0	57176054	46.46	0	39.94	13090454	10.64



Table IV - Statement showing shareholding pattern of the Non Promoter- Non Public shareholder

Category & Name of the Shareholders (I)	PAN (II)	No. of shareholder (III)	No. of fully paid up equity shares held (IV)	Partly paid-up equity shares held (V)	Nos. of shares underlying Depository Receipts (VI)	Total no. shares held (VII = IV+V+VI)	Shareholding % calculated as per SCRR, 1957 As a % of (A+B+C2) (VIII)	Number of Voting Rights held in each class of securities (IX)			Total as a % of Total Voting rights	No. of Shares Underlying convertible securities (including Warrants) (X)	Total shareholding, as a % assuming full convertible securities (as a percentage of diluted share capital) (XI)	Number of Locked in shares (XII)		Number of Shares pledged or otherwise encumbered (XIII)	Number of equity shares held in dematerialized form (XIV) (Not Applicable)
								Class X	Class Y	Total				No. As a % of total Shares held	(Not applicable)		
(1) Custodian/DR Holder	0	0	0	0	0	0	0	0	0	0	0	0	0	0	0	0	0
(a) Name of DR Holder (if available)	0	0	0	0	0	0	0	0	0	0	0	0	0	0	0	0	0
(2) Employee Benefit Trust (under SEBI (Share based Employee Benefit) Regulations, 2014)	0	0	0	0	0	0	0	0	0	0	0	0	0	0	0	0	0
Total Non-Promoter- Non Public	0	0	0	0	0	0	0	0	0	0	0	0	0	0	0	0	0



Statement showing holding of securities by Institutions/Non Institutions holding more than 1% of total number of shares.								
Sr. No.	Name of the shareholder	Number of shares held	Shares as a percentage of total number of shares	Details of warrants		Details of convertible		Total shares (including underlying shares assuming full conversion of warrants and convertible securities) as a % of diluted share capital
				Number of warrants held	As a % total number of warrants of the same class	Number of convertible securities held	% w.r.t total number of convertible securities of the same class	
1	Beacon India Investors Ltd	5449627	4.43	0	0	0	0	3.81
2	Sangeeta Khandelwal	2500000	2.03	0	0	0	0	1.75
3	ICICI Bank Limited	8100000	6.58	0	0	0	0	5.66
4	IL And FS Financial Services Ltd	1625000	1.32	0	0	0	0	1.14
5	Shankar Shashi Sharma	0	0.00	8200000	40.80	0	0	5.73
6	Mohammad Mansoor	0	0.00	5170780	25.73	0	0	3.61
7	Jane Sequeira Pinto	385454	0.31	2900000	14.43	0	0	2.29
8	Kamal Visaria	2100000	1.71	800000	3.98	0	0	2.03
9	Naveen Kumar Kedia	0	0.00	1750000	8.71	0	0	1.22
TOTAL		20160081	16.38	18820780	93.66	0.00	0.00	27.23

Details of the Public shareholders acting as persons in Concert including their Shareholding				
Sr. No.	Name of shareholder	Name of PAC	No. of shareholders	Holding %
	NA	NA	NA	NA

Details of Shares which remain unclaimed may be given here along with details such as number of shareholders, outstanding shares held in demat/unclaimed suspense account, voting rights which are frozen etc.		
Sr. No.	No. of shareholders	No. of share held
1	1	105

